



Street Lighting Solution

Delta provides new generation of total solution for street lighting, including high reliable PSU and integrated 3G streetlight control system "DeltaGrid".

DeltaGrid is a proven platform for streetlight control and smart meter which been implemented in Taiwan and other countries. And it makes streetlight energy management and maintenance much easier.

Applications



Street Light



Park Lighting



Pathway Lighting


www.deltaww.com

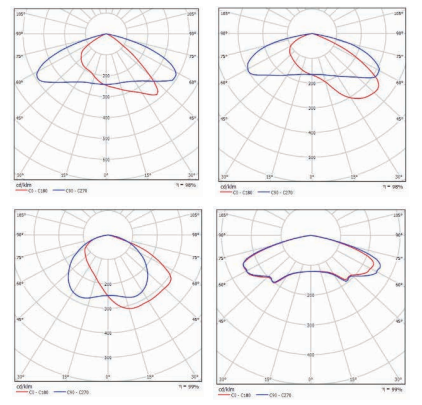
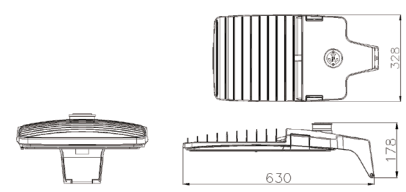
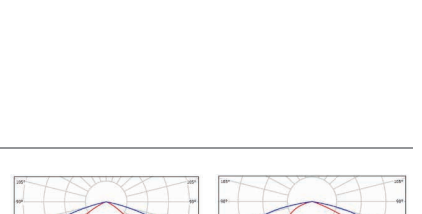
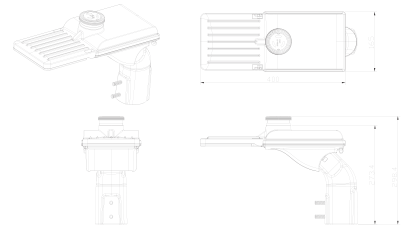
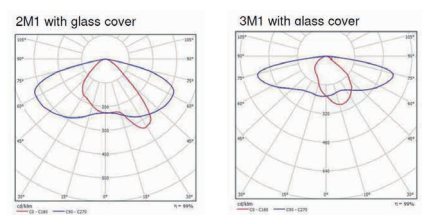
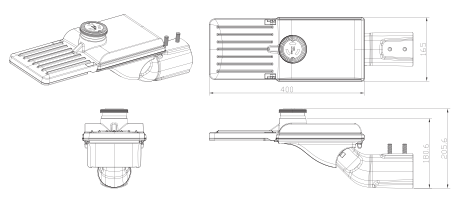
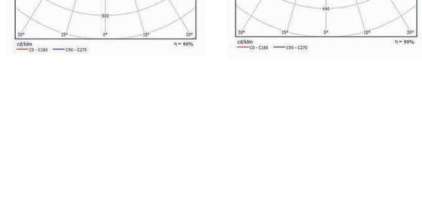
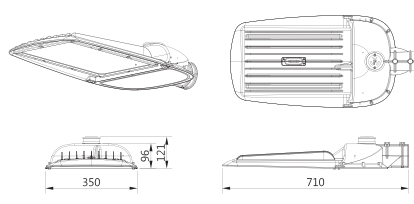
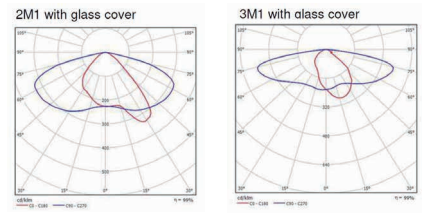
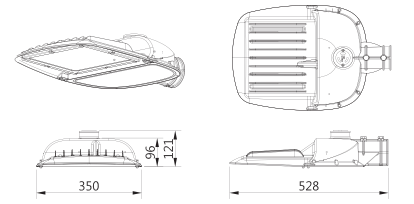
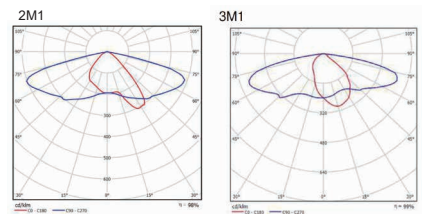
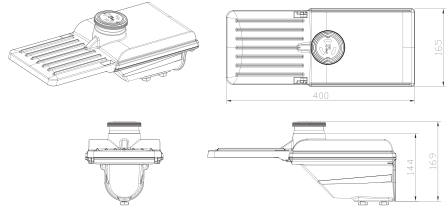
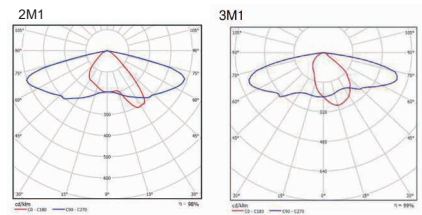
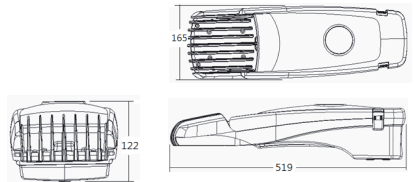


DELTA
Smarter. Greener. Together.

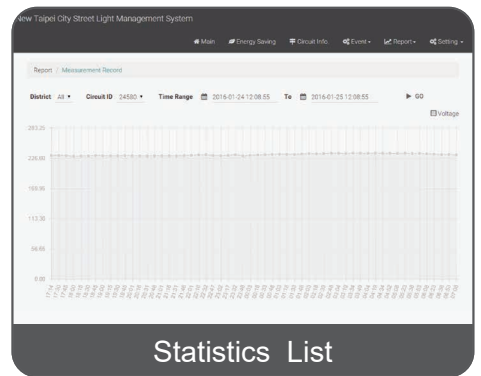
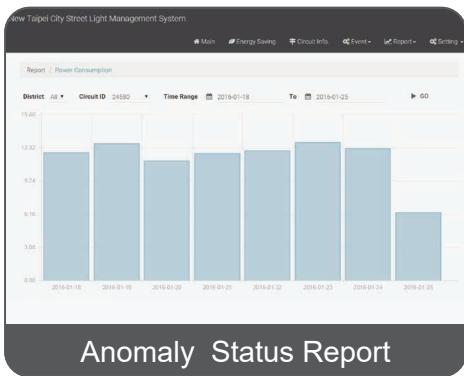
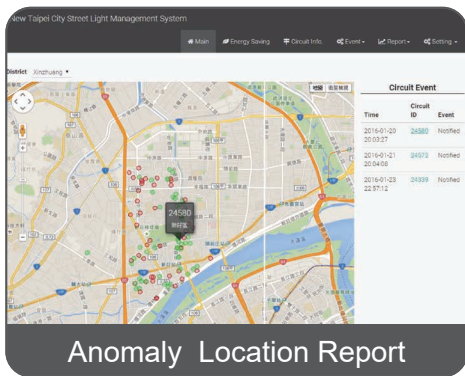
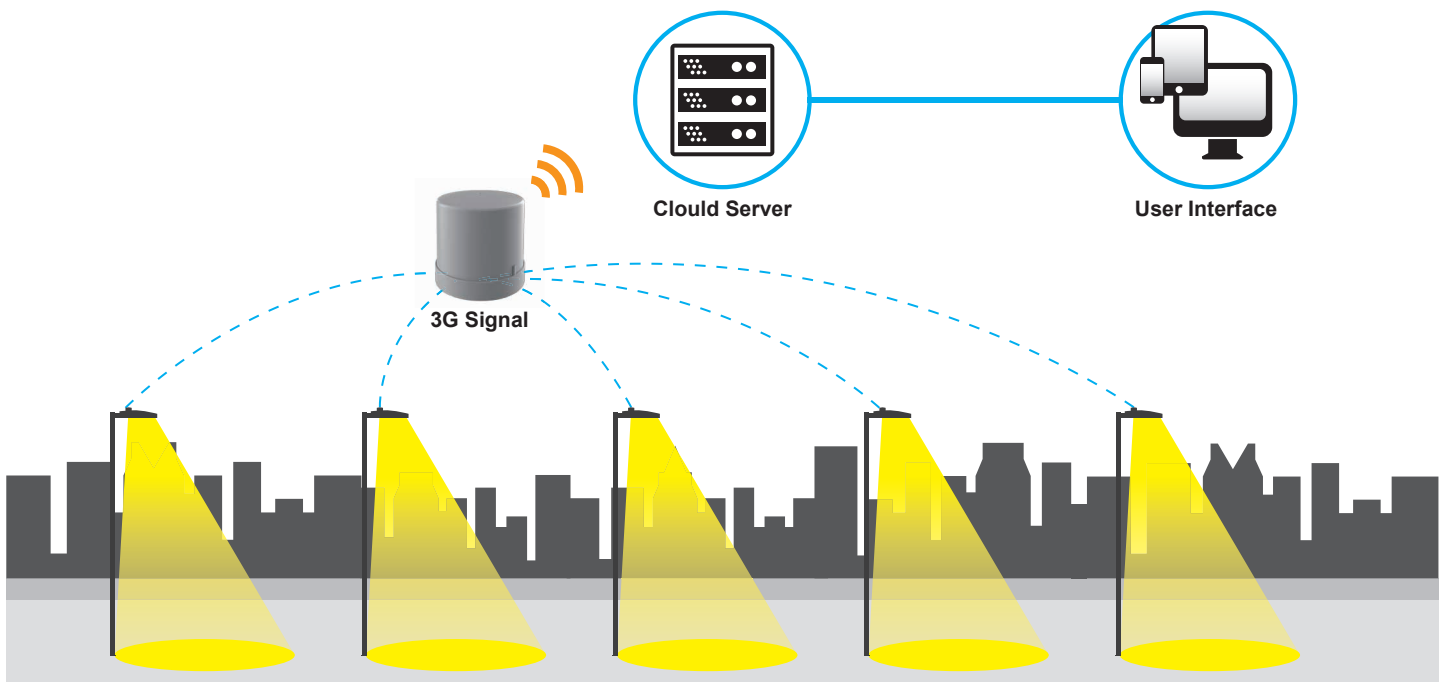
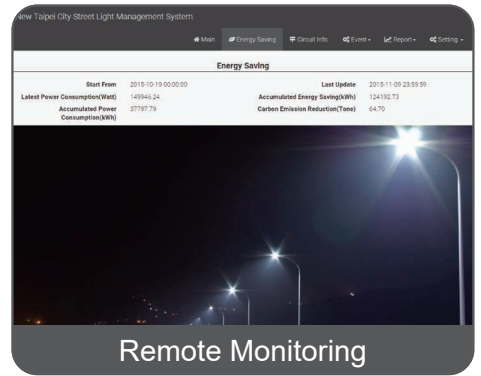
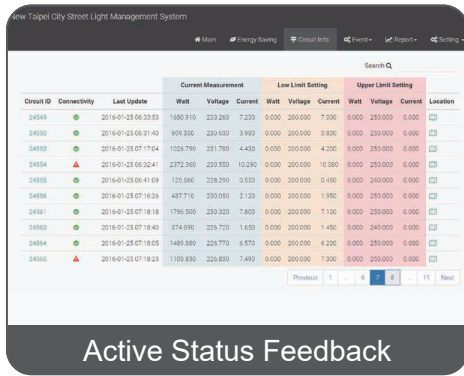
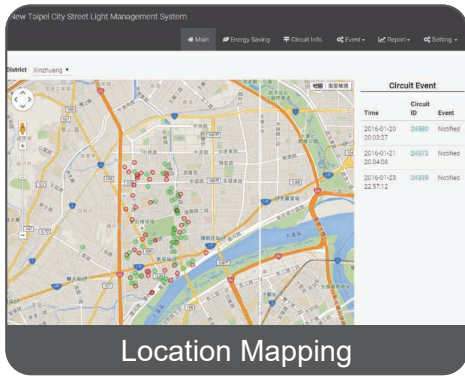


Part Number	Wattage	Input Voltage	Lumen	lm/W	IP of Luminaire	PF	CCT	Certification
SLDEY2M1YBE-A	25	220-240	>3250	>130	IP66	≧0.95	3000	CE
SLDE32M1YBE-A	30	220-240	>3900	>130	IP66	≧0.95	3000	CE
SLDEX2M1YBE-A	35	220-240	>4550	>130	IP66	≧0.95	3000	CE
SLDE42M1YBE-A	40	220-240	>5200	>130	IP66	≧0.95	3000	CE
SLDE52M1YBE-A	50	220-240	>6500	>130	IP66	≧0.95	3000	CE
SLDE62M1YBE-A	60	220-240	>7800	>130	IP66	≧0.95	3000	CE
SLDF22M1BE	20	220-240	>2880	>130	IP66	≧0.95	3000	CE
SLDFY2M1BE	25	220-240	>3250	>130	IP66	≧0.95	3000	CE
SLDF32M1BE	30	220-240	>3900	>130	IP66	≧0.95	3000	CE
SLDFX2M1BE	35	220-240	>4550	>130	IP66	≧0.95	3000	CE
SLDF42M1BE	40	220-240	>5200	>130	IP66	≧0.95	3000	CE
SLDF52M1BE	50	220-240	>6500	>130	IP66	≧0.95	3000	CE
SLDF62M1BE	60	220-240	>7800	>130	IP66	≧0.95	3000	CE
SLDF72M1BE	70	220-240	>8750	>130	IP66	≧0.95	3000	CE
SLDF9Y2M1BE	90	220-240	>11700	>130	IP66	≧0.95	3000	CE
SLDFAY2M1BE	100	220-240	>13000	>130	IP66	≧0.95	3000	CE
SLDFBY2M1BE	110	220-240	>14300	>130	IP66	≧0.95	3000	CE
SLDFCY2M1BE	120	220-240	>15600	>130	IP66	≧0.95	3000	CE
SLDFDY2M1BE	130	220-240	>16900	>130	IP66	≧0.95	3000	CE
SLDFEY2M1BE	140	220-240	>18200	>130	IP66	≧0.95	3000	CE
SLDFGY2M1BE	160	220-240	>20800	>130	IP66	≧0.95	3000	CE
SLDFIY2M1BE	180	220-240	>23400	>130	IP66	≧0.95	3000	CE
SLDFKY2M1BE	200	220-240	>26000	>130	IP66	≧0.95	3000	CE
SLDG3H2MABE	30	220-240	3996	110	IP66	≧0.95	4000	---
SLDG4H2MABE	40	220-240	5356	110	IP66	≧0.95	4000	---
SLDG5H2MABE	50	220-240	6660	110	IP66	≧0.95	4000	---
SLDG6H2MABE	60	220-240	7884	110	IP66	≧0.95	4000	---
SLDG7H2MABE	80	220-240	990	110	IP66	≧0.95	4000	---
ALDA7N3M1BU	69.8	120-277	7678	110	Wet Loc.	≧0.95	4000	UL
ALDA9N3M1BU	90.8	120-277	9988	110	Wet Loc.	≧0.95	4000	UL
ALDAAN3M1BU	96.2	120-277	10582	110	Wet Loc.	≧0.95	4000	UL
ALDACN3M1BU	118.2	120-277	13002	110	Wet Loc.	≧0.95	4000	UL
ALADFN2M1BU	148	120-277	16280	110	Wet Loc.	≧0.95	4000	UL





Please refer to the detailed specifications for exact part number of different photometric, color temperature and accessories, etc.



186 Ruey Kuang Road, Neihsu, Taipei 11491, Taiwan, R.O.C.
 TEL : +886 2 8797 2088
 FAX : +886 2 6606 3308
 Email: LT.Sales@deltaww.com